

The model 1200G gives chefs and operators all of the benefits of Fluid Shelf® technology in one compact unit. Perfect for medium to high volume locations this single stack unit provides unparalleled versatility and capacity. Available with standard casters or on an optional base extension.



SPECIFICATIONS			
EXTERIOR DIMENSIONS	660.40W	x	882.65D x 1111.25H
INTERIOR DIMENSIONS	558.80W	x	701.80D x 768.35H
MAX OPERATING TEMP	110°C		
NET WEIGHT	117.48kg.		
SHIPPING WEIGHT	158.75kg.		

ELECTRICAL SPECIFICATIONS			
VOLTS	220	230	240
AMPS	11	12	13
TOTAL WATTS	2520	2755	3000
HERTZ	50	50	50
PHASE	1	1	1
PLUG	BS1363/A / EU1-16P		

SHELVES	
STANDARD	5

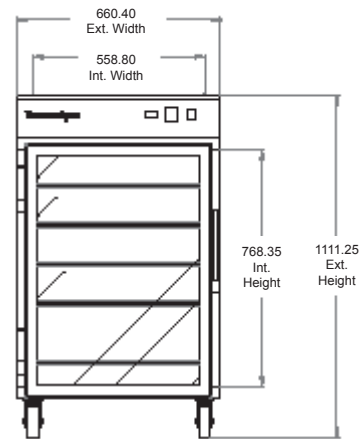
CAPACITIES	STANDARD	MAXIMUM*
GASTRONORM PAN		
GN 1/1 65mm	10	14
GN 1/1 100mm	10	10

\*Maximum capacities are based on additional shelving. Capacities vary depending on shelf quantities, spacing, and pan depth.

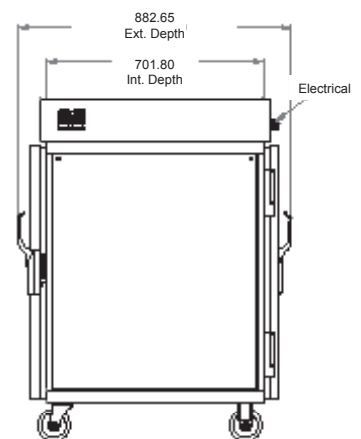
OPTIONS / ACCESSORIES	
Protective Bumper Base	Additional Heat Transfer Plates
Extension Base	Solid Stainless Steel Doors
Solid Back Panel	Stainless Steel Drip Pan

Specifications subject to change without notice.

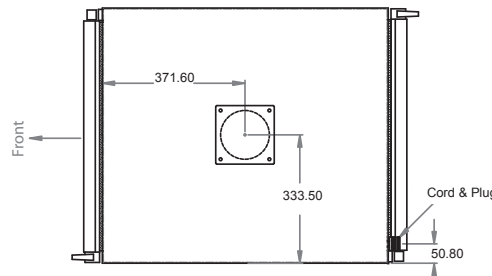
FRONT VIEW



SIDE VIEW



PLAN VIEW



Patented REV. 11/15

